

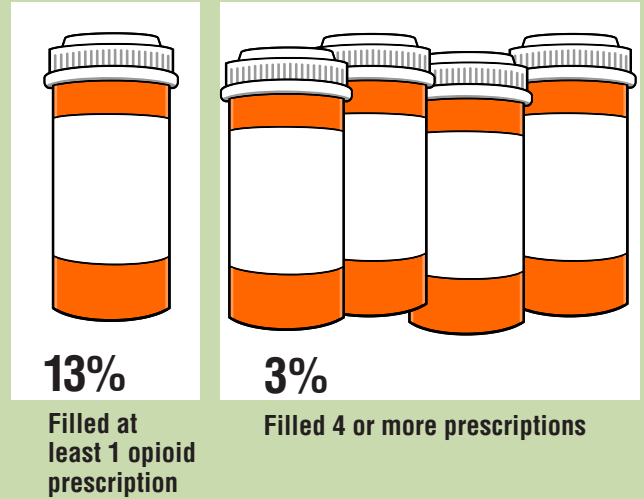


Non-Elderly Use of Opioids, 2015-2016

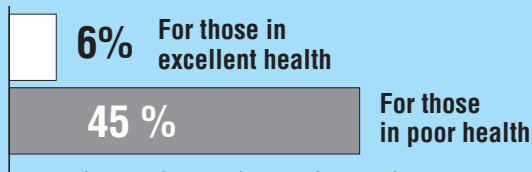

An average 26 million non-elderly adults filled an opioid prescription per year in 2015 and 2016. Opioid use varied significantly according to patients' health status and urban vs. rural areas.

Source: MEPS, Any Use and Frequent Use of Opioids among Non-Elderly Adults in 2015-2016, by Socioeconomic Characteristics, September 2018

Average Annual Opioid Prescription Use Among Non-Elderly Adults 2015-2016



Average Annual Opioid Prescription Use Among Non-Elderly Adults, 2015-2016: According to Health Status



Average Annual Opioid Prescription Use Among Non-Elderly Adults, 2015-2016: By Urban and Rural Areas

