


Facilitator Content Guide: Bullet Points for Narration by an Onsite Facilitator


[Slides for this content](#)

1) Welcome and Introduction

	<p>Background on TeamSTEPPS program:</p> <ul style="list-style-type: none"> • History • Purpose • Importance of teamwork and communication in healthcare quality and safety <p>Describe simulation video scenario.</p> <p>Recommendations for observing team interactions. Assume team members are capable and well intentioned: focus on their behavior, not their character.</p> <ul style="list-style-type: none"> • Are team members sharing information effectively with each other? • Is information shared with the patient and her partner and are their priorities recognized? <p>Orient participants to the Participant Worksheet:</p> <ul style="list-style-type: none"> • Notes should be taken during video. <p>Prepare participants for the small group discussions to follow:</p> <ul style="list-style-type: none"> • Expectation that all participants contribute to the discussion.
---	--

Return to [Facilitator Guide \(Welcome and Introduction\)](#)


3) Debriefing

	<p>Intro to the Debriefing session</p> <p>Ground rules for small groups</p> <p>Assume that the individuals portrayed in the scenario are intelligent, capable and caring professionals who are doing their best</p>
---	---

	<ul style="list-style-type: none"> • <i>This statement encourages respectful discussion, curiosity, and open dialogue among participants. You can learn more about it here.</i> <p>Begin by reviewing notes and formulating thoughts.</p> <p>Spend specified time discussing the following:</p> <ul style="list-style-type: none"> • What was your overall impression of the video? What went well? Where did things start to go “less well”? • How could the team have included the patient and her partner in the situation monitoring process and created a shared mental model? What information should they have shared with the patient and her partner? • Do you think the nurse and the midwife were on the same page? • How could the team have used the STEP framework to improve their monitoring of the situation? <p>Rotate role of discussion leader for each topic, by name alphabetically or by seating position.</p> <p>Allow time after discussing these questions for the group to identify priority behaviors and skills for daily practice to share with large group.</p>
--	---

Return to [Facilitator Guide \(Debriefing\)](#)

4) Video Scenario Recap and Summation

	<p>Recap video shows good use of TeamSTEPPS tools.</p> <p>Consider content of recap video and small group discussion key takeaways during summation.</p> <p>Goal of summation is to identify specific ways for each participant to improve teamwork skills in their own work.</p>
---	---

Return to [Facilitator Guide \(Video Scenario Recap and Summation\)](#)